



# RS 30<sup>TH</sup> ANNIVERSARY REGATTA

May 17-19<sup>th</sup> 2024

INCORPORATING:

RS 30<sup>TH</sup> Anniversary Regatta: RS TERA, RS FEVA, RS VAREO,  
RS100, RS200, RS300, RS400, RS500, RS600, RS700, RS800, RS  
ELITE, RS AERO – 18<sup>th</sup> & 19<sup>th</sup> May 2024

RS 500 UK National Championships: 17-19<sup>th</sup> May 2024

RS21 UK & Ireland Cup – Round 2: 17<sup>th</sup>-19<sup>th</sup> May 2024

Hayling Island Sailing Club, Hampshire, UK

## SAILING INSTRUCTIONS

*The notation '[NP]' in a rule of the sailing instructions (SIs) means that a boat may not protest another boat for breaking that rule. This changes RRS 60.1(a).*

### 1 RULES

- 1.1 The racing will be governed by the rules as defined in *The Racing Rules of Sailing*.
- 1.2 The 2024 RS 21 Series Notice of Race and Standard Sailing Instructions apply, unless specifically changed by these sailing Instructions.
- 1.3 For all classes RRS 44.1 is changed so that the Two-Turns Penalty is replaced by a one turn penalty.

### 2 COMMUNICATIONS WITH COMPETITORS

- 2.1 Notices to competitors will be posted on the online official notice board at: <https://sailevent.net/noticeboard/136>
- 2.2 Competitor briefings:

There will be a competitor briefing on Friday 17<sup>th</sup> for the RS500, RS21 and RS Masters handicap sailors at 11am in the Main Bar (upstairs).

The briefing for all other class competitors (other than RS Tera and RS Feva) will take place at 10.15am on Saturday 18<sup>th</sup> May in the Main Bar (upstairs).

The competitor briefing for the RS Tera and RS Feva competitors will take place at 13.00, outside the Registration office.
- 2.3 Signals made ashore will be displayed from the flag masts on the club race control box.
- 2.4 Flag D displayed ashore with a sound means: "The warning signal will be made not less than 60 minutes after flag D is displayed, (30 minutes if racing in Chichester Harbour)"
  - (a) Dinghies shall not leave the shore until the signal is made.
- 2.5 Any change to the schedule of races will be posted by 19:00 on the day before it will take effect and any change to the sailing instructions will be posted at least 30 minutes before flag D is displayed (SI 2.4) on the day it will take effect.
- 2.6 [DWhile racing, except in an emergency, a boat shall not make voice or data transmissions and shall not receive voice or data communication that is not available to all boats.

### 3 SCHEDULE OF RACE

#### 3.1 Proposed schedule of races – updated from NoR.

Class	Friday	No. Races	Saturday	No. Races	Sunday	No. Races
RS 100/RS Vareo	X		Full Fleet	3	Full Fleet	2
RS 200	X		Full Fleet	3	Full Fleet	2
RS 300	X		Full Fleet	3	Full Fleet	2
RS 400	X		Full Fleet	3	Full Fleet	2
RS 500	Full Fleet	4	Full Fleet	3	Full Fleet	2
RS 600	X		Full Fleet	3	Full Fleet	2
RS 700	X		Full Fleet	3	Full Fleet	2
RS 800	X		Full Fleet	3	Full Fleet	2
RS 21	Full Fleet	3	Full Fleet	3	Full Fleet	2
RS Elite	X		Full Fleet	3	Full Fleet	2
RS Aero	X		Full Fleet	3	Full Fleet	2
RS Tera Pro/Sport	X		Full Fleet	3	Full Fleet	2
RS Feva	X		Full Fleet	3	Full Fleet	2
RS Masters Handicap	Masters only - all classes	2	X		X	

- 3.2 The first warning signal for The RS500 Nationals and Masters Handicap Race will not be before 12.00 on Friday 17<sup>th</sup> May. The first Warning signal for the RS21 class will not be before 14.00 on Friday 17<sup>th</sup> May. The first warning signal for all course areas will not be 12.00 on Saturday 18<sup>th</sup> May 2024.
- 3.3 The warning signal for succeeding classes and races each day will be made as soon as practicable.
- 3.4 To alert boats that a race or sequence of races will begin soon, the orange starting line flag will be displayed with one sound at least two minutes before a warning signal is made.
- 3.5 On Sunday 19<sup>th</sup> May, no warning signal will be made after 15:00.

#### 4 RACING AREAS & CLASS FLAGS

4.1 Attachment A shows the location of racing areas *Alpha, Bravo, Charlie, Delta* and *Echo*.

4.2 Classes are provisionally assigned to race areas as follows:

Race Area	Committee Boat	Classes Friday Only	Classes Sat & Sun
Alpha - A	Transit- small Blue/white M/V ISC	N/A	Tera Sport/Pro, Feva
Bravo - B/ Charlie - C	Gemini Breeze - blue hull, white topsides. RTYC	RS500. Masters Handicap fleet	RS400, RS500, RS 600, RS Aero
Delta	Juno - white M/V HISC	RS21	RS100, RS 200, RS 300, RS Vareo
Echo	Lady G - Blue hull, white topsides HISC	N/A	RS 700, RS 800, RS 21, RS Elite

4.3 Any change to these assignments will be notified in accordance with SI 2.5.

4.4 The Class flags to be used will be confirmed at the various Competitor briefings.

4.5 **Potentially challenging Area:** The entrance to Chichester Harbour is low lying and indistinct and is flanked on either side by West Pole and East Pole Sands that extend for more than a mile offshore. The West Pole and East Pole Sands merge to form Chichester Bar a little over half a mile offshore. Ebb tides in the entrance to the harbour can run at up to six knots on springs and, with a falling tide and strong winds from a southerly sector, a dangerous sea may be encountered. At certain states of the tide, it is difficult for patrol boats to operate in the area of West Pole Sands. Boats are therefore advised to follow the marked navigation channel or direction from Race Committee or safety patrol boats.

#### 5 THE COURSES

5.1 The diagrams in Attachment B show the courses, the course designations, the approximate angles between legs, the order in which marks are to be passed and the side on which each mark is to be left.

5.2 The gates 3s/3p and 4s/4p may be replaced by single marks to be left to port.

5.3 No later than the warning signal, the race committee signal boat will display the course designation and the approximate compass bearing of the first leg.

5.4 To change the next leg of the course, the race committee will move the original mark (or the finishing line) to a new position.

## 6 MARKS

6.1 Marks to be used for each course/fleet:

Race Area	Class	Bouy Colours
Alpha	Feva Tera	1 - Red, 2s/2p - Yellow All Marks yellow
Bravo/Charlie	RS400, RS500, RS600, RS Aero	All Marks Yellow, other than 1a - Black
Delta	RS 100, RS200, RS300, RS Vareo	All Marks Black
Echo	RS 21, RS 700, RS 800 RS Elite	All Marks Blue All Marks Orange

6.2 Starting marks will be the race committee signal boat at the starboard end and a boat or buoy with an orange flag at the port end.

6.3 Finishing marks will be the race committee signal boat and a boat or buoy with a blue flag.

## 7 THE START

7.1 The starting line is defined as being between the staffs displaying orange flags on the starting marks.

7.2 [DP][NP] Boats whose warning signal has not been made shall avoid the starting area during the starting sequence for other races.

7.3 A boat that does not start within four minutes after her starting signal will be scored DNS without a hearing. This changes RRS 63.1 and A5.

## 8 THE FINISH

The finishing line is defined as being between the staffs displaying blue flags on the finishing marks.

## 9 TIME LIMITS & TARGET TIMES

9.1 The time limit and target time in minutes is as follows:

<b>Class:</b>	<b>Time limit</b>	<b>Target time</b>	<b>Finishing window</b>
Adult classes	75	40-45	15
Tera and Feva	60	30-40	15

9.2 The Finishing Window is the time for boats to finish after the first boat sails the course and finishes. Boats failing to finish within the Finishing Window, will be scored DNF without a hearing. This changes RRS 63.1 and A5.

9.3 The Race Committee may award a finishing place to a boat by pointing a W flag at her with a sound. The signalled boat shall be deemed to have finished and the score awarded shall be the position she occupied at the time of the signal. If two or more boats overlapped boats are signalled, they shall be scored as if they were tied. This changed 63.1 and A5.

## 10 HEARING REQUESTS

10.1 The protest time limit is 75 minutes (60 minutes for Tera and Feva classes) after the last boat in that class finishes the last race of the day or the race committee signals no more racing today, whichever is later. The time will be posted on the official notice board.

10.2 Hearing request forms are available at the race office.

- 10.3 Notices will be posted no later than 30 minutes after the protest time limit to inform competitors of hearings in which they are parties or named as witnesses, and the location where hearings will take place.

## **11 SCORING**

- 11.1 Two races required to be completed to constitute a series.
- 11.2 Scoring will in accordance with this Event NoR and any amendments.
- 11.3 The RS Aero fleet will be scored, both by each class (ie. 5,6,7 and 9), as well as one overall fleet using the 2024 PYS handicap system.
- 11.4 The Friday Masters Handicap racing will be scored separately to the racing which starts on Saturday with the overall fleets.
- 11.5 To request correction of an alleged error in posted race or series results, a boat may complete a scoring enquiry form available at the race office.

## **12 SAFETY REGULATIONS**

- 12.1 Competitors are advised to wear personal flotation devices at all times while afloat, except briefly while adjusting clothing or personal equipment.
- 12.2 For the safety of competitors all boats except RS Elites and RS21 shall check-out and check-in using the following tally system:
- (a) The tally control point will be located at the race office/registration area or at the top of the launching ramps.
  - (b) Tallies comprise numbered rubber wristbands. Numbers will be allocated at registration. Tallies shall be worn visibly by all competitors, over clothing, on the right wrist, at all times while afloat.
  - (c) [DP][NP] Competitors shall collect the tallies before racing each day.
  - (d) [DP][NP] Competitors shall check-in immediately on returning to shore after racing, by returning the tallies to tally control.

Breaches of (c) or (d) of this SI may incur a standard penalty without a hearing, or a discretionary penalty after a hearing. The standard penalty will be a £5 donation to the RNLI for each infringement.

- 12.3 [DP][NP] RS Elites and RS 21 classes shall, for safety purposes, check-out and check-in by notifying the race committee of their departure from the harbour before racing, and of their arrival back after racing, by VHF radio channel 37(M) to the club race box, call sign '*Race Box*'
- 12.4 A boat that retires from a race, or does not intend to start a race, shall notify the Race Committee.

## **13 REPLACEMENT OF CREW OR EQUIPMENT**

- 13.1 Substitution of competitors is not allowed without prior written approval of the race committee.
- 13.2 Substitution of damaged or lost equipment is not allowed unless authorized in writing by the race committee. Requests for substitution shall be made to the committee at the first reasonable opportunity, which may be after the race

## **14 EQUIPMENT & MEASUREMENT CHECKS**

A boat or equipment may be inspected at any time for compliance with the class rules, notice of race and sailing instructions.

## **15 SUPPORT TEAMS**

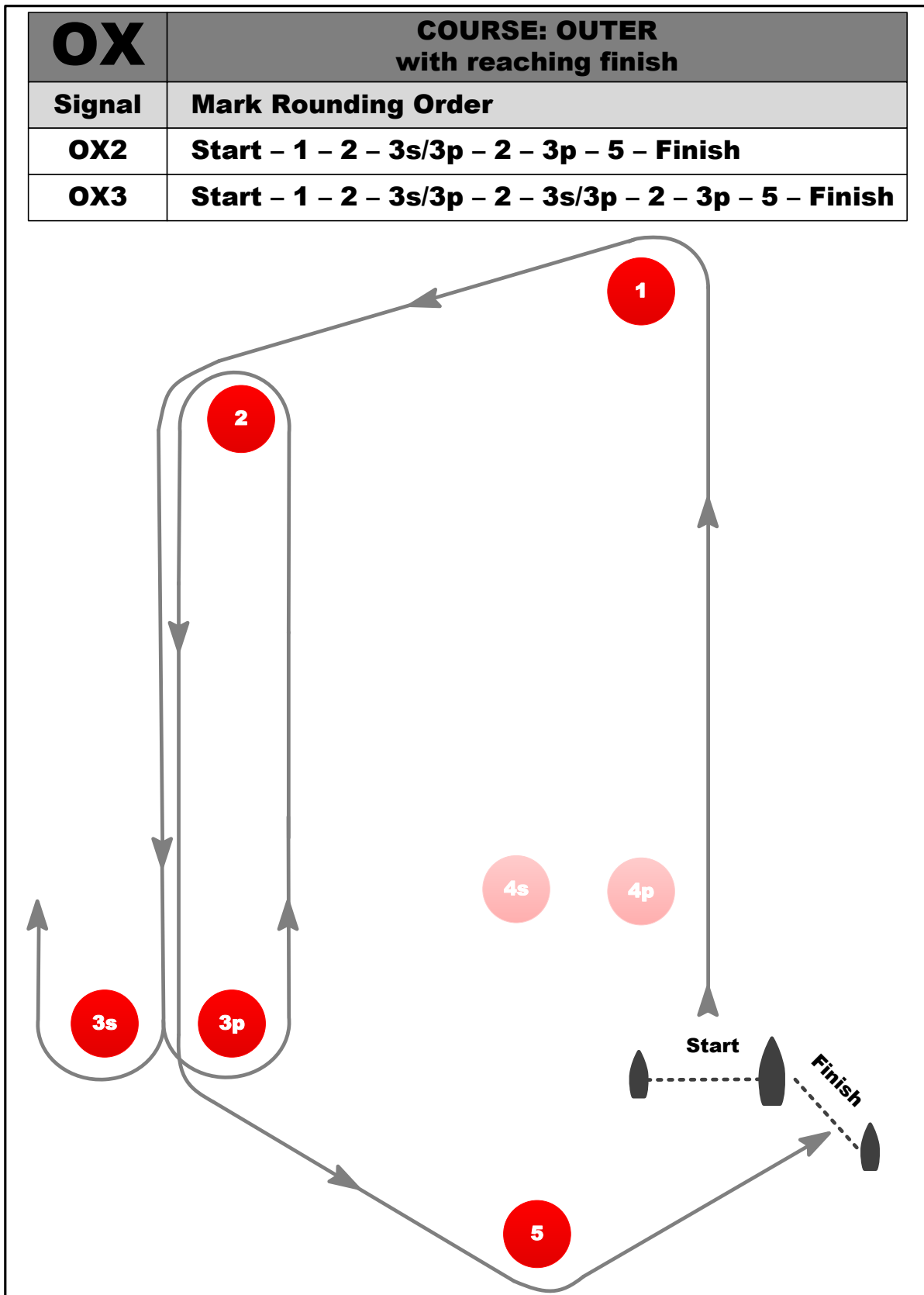
Team leaders, coaches and other support persons shall stay outside areas where boats are racing from the time of the preparatory signal for the first start until all boats have finished or retired or the race committee signals a postponement, general recall or abandonment.

**Attachment A**  
**RACING AREAS**

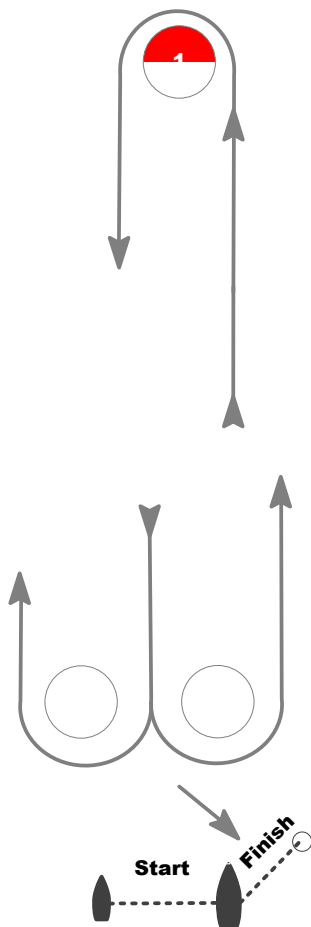


# Attachment B

## COURSE DIAGRAMS – OPTIONS

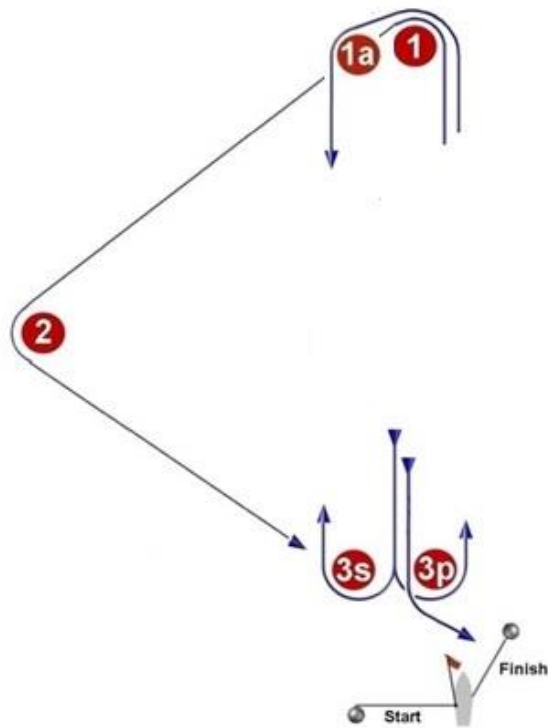


<b>LR</b>	<b>COURSE: WINDWARD / LEEWARD with reaching finish</b>
<b>Signal</b>	<b>Mark Rounding Order</b>
<b>LR2</b>	<b>Start - 1 - 2s/2p - 1 - 2p - Finish</b>
<b>LR3</b>	<b>Start - 1 - 2s/2p - 1 - 2s/2p - 1 - 2p - Finish</b>
<b>LR4</b>	<b>Start - 1 - 2s/2p - 1 - 2s/2p - 1 - 2s/2p - 1 - 2p - Finish</b>





**Course LT: Windward/Leeward/Triangle**



**Signal:**

**Mark rounding order:**

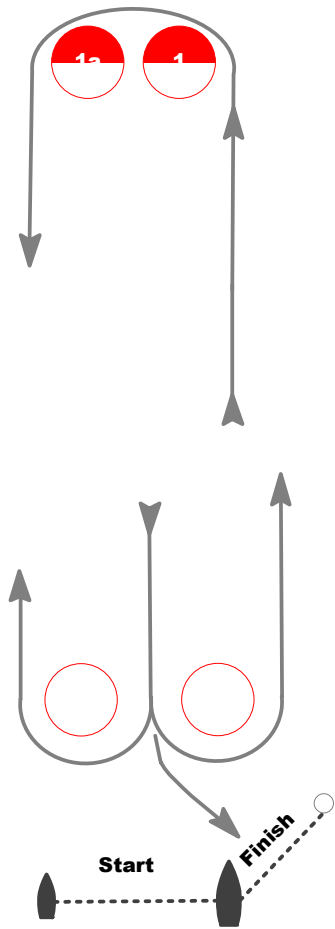
**LT2**

**Start – 1 – 1a – 3s/3p – 1 – 2 – 3p – Finish**

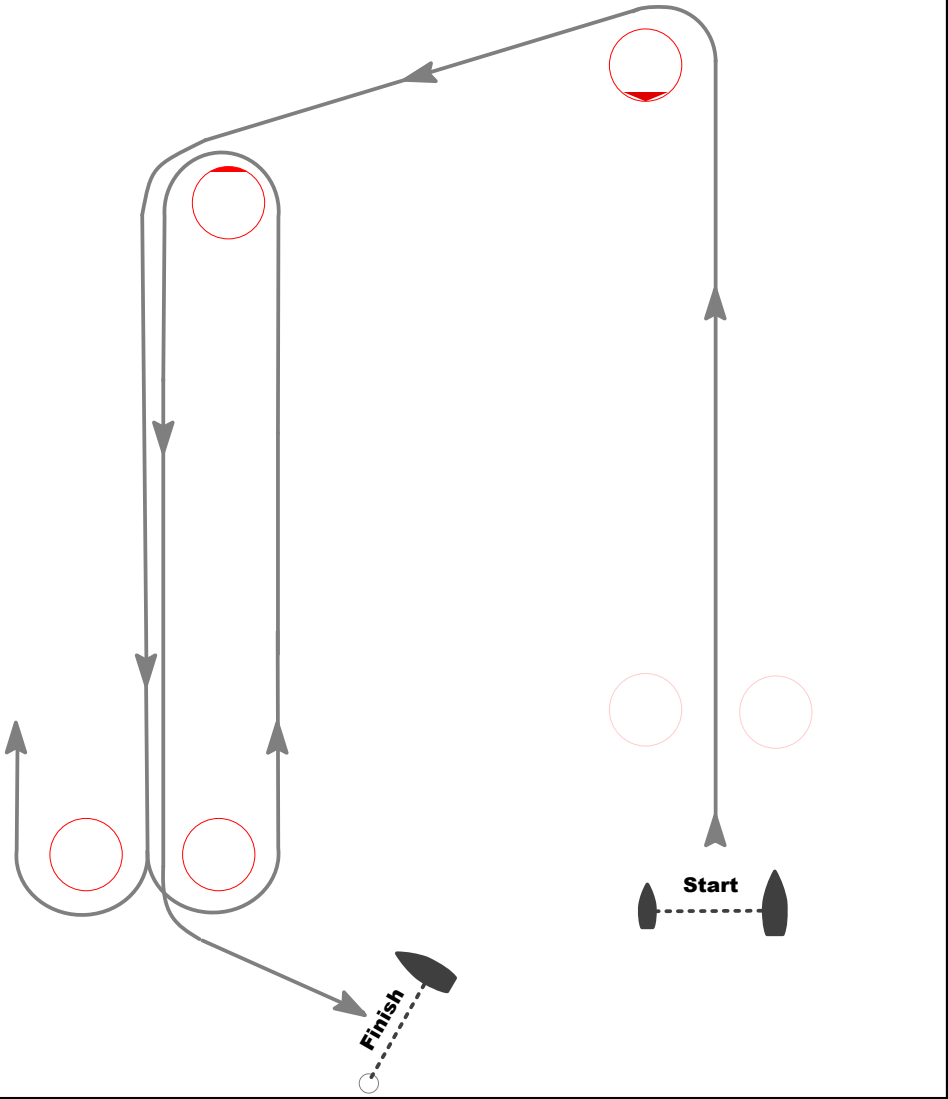
**LT3**

**Start – 1 – 1a – 3s/3p – 1 – 1a – 3s/3p – 1 – 2 – 3p – Finish**

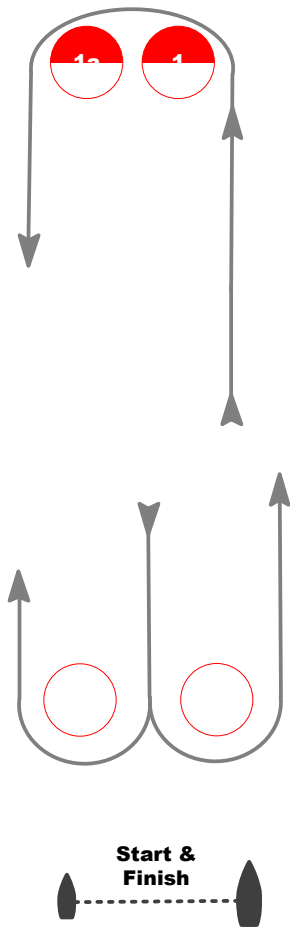
<b>LRA</b>	<b>COURSE: WINDWARD / LEEWARD with spreader mark and reaching finish</b>
<b>Signal</b>	<b>Mark Rounding Order</b>
<b>LRA2</b>	<b>Start - 1 - 1a - 2s/2p - 1 - 1a - 2p - Finish</b>
<b>LRA3</b>	<b>Start - 1 - 1a - 2s/2p - 1 - 1a - 2s/2p - 1 - 1a - 2p - Finish</b>
<b>LRA4</b>	<b>Start - 1 - 1a - 2s/2p - 1 - 1a - 2s/2p - 1 - 1a - 2s/2p - 1 - 1a - 2p - Finish</b>



O	COURSE: OUTER TRAPEZOID
Signal	Mark Rounding Order
O2	Start - 1 - 2 - 3s/3p - 2 - 3p - Finish
O3	Start - 1 - 2 - 3s/3p - 2 - 3s/3p - 2 - 3p - Finish
O4	Start - 1 - 2 - 3s/3p - 2 - 3s/3p - 2 - 3s/3p - 2 - 3p - Finish



<b>LA</b>	<b>COURSE: WINDWARD / LEEWARD with spreader mark</b>
<b>Signal</b>	<b>Mark Rounding Order</b>
<b>LA2</b>	<b>Start - 1 - 1a - 2s/2p - 1 - 1a - Finish</b>
<b>LA3</b>	<b>Start - 1 - 1a - 2s/2p - 1 - 1a - 2s/2p - 1 - 1a - Finish</b>
<b>LA4</b>	<b>Start - 1 - 1a - 2s/2p - 1 - 1a - 2s/2p - 1 - 1a - 2s/2p - 1 - 1a - Finish</b>



<b>LAS</b>	<b>COURSE: WINDWARD / LEEWARD with spreader mark and leeward finish</b>
<b>Signal</b>	<b>Mark Rounding Order</b>
<b>LAS2</b>	<b>Start - 1 - 1a - 2 - 1 - 1a - Finish</b>
<b>LAS3</b>	<b>Start - 1 - 1a - 2 - 1 - 1a - 2 - 1 - 1a - Finish</b>
<b>LAS4</b>	<b>Start - 1 - 1a - 2 - 1 - 1a - 2 - 1 - 1a - 2 - 1 - 1a - Finish</b>

